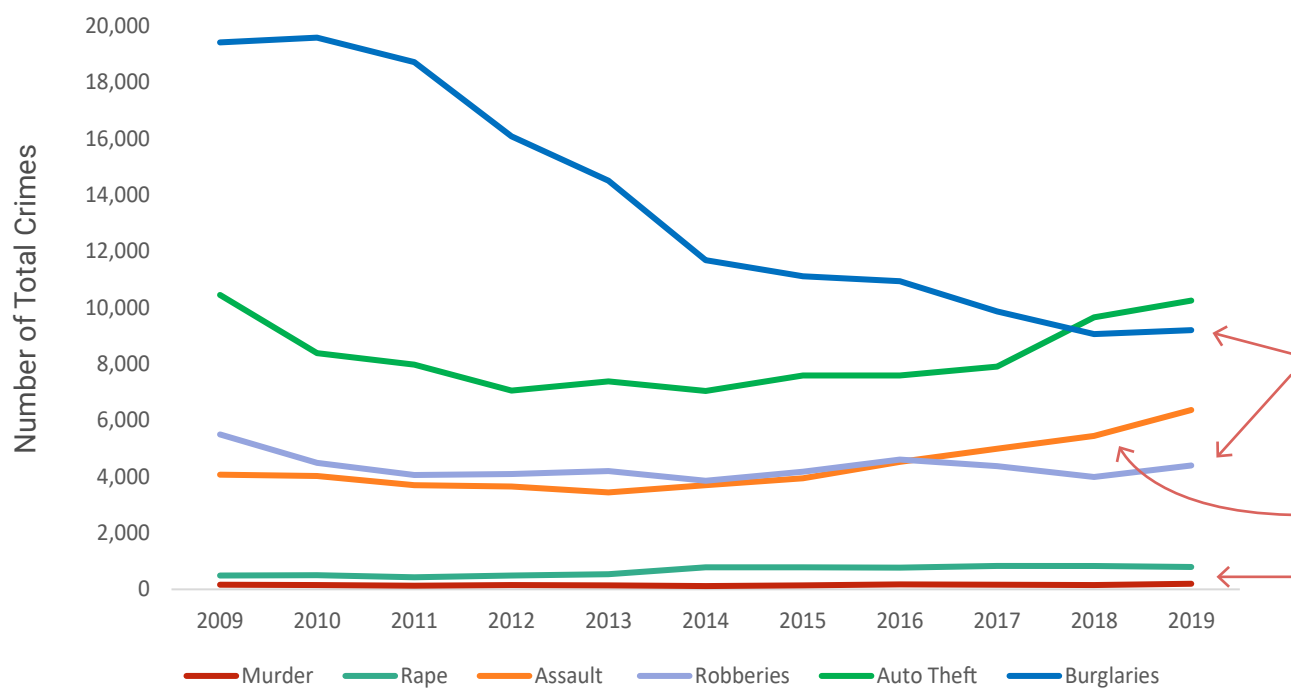


CRIME IN DALLAS

Stats & Facts on Texas' Largest Metropolis

Crime Rates from 2009-2019



As the 3rd most populated city in Texas, Dallas is **#1** in the state for violent crimes & **#4** for property crimes.

The utilization of crime fighting technology has **reduced** the overall number of robberies and burglaries since 2014.

A decrease in the number of officers has contributed to an **increase** in violent crimes.

CHANCES OF BECOMING A VICTIM OF A **VIOLENT CRIME** **1 in 114**

CHANCES OF BECOMING A VICTIM OF A **PROPERTY CRIME** **1 in 29**

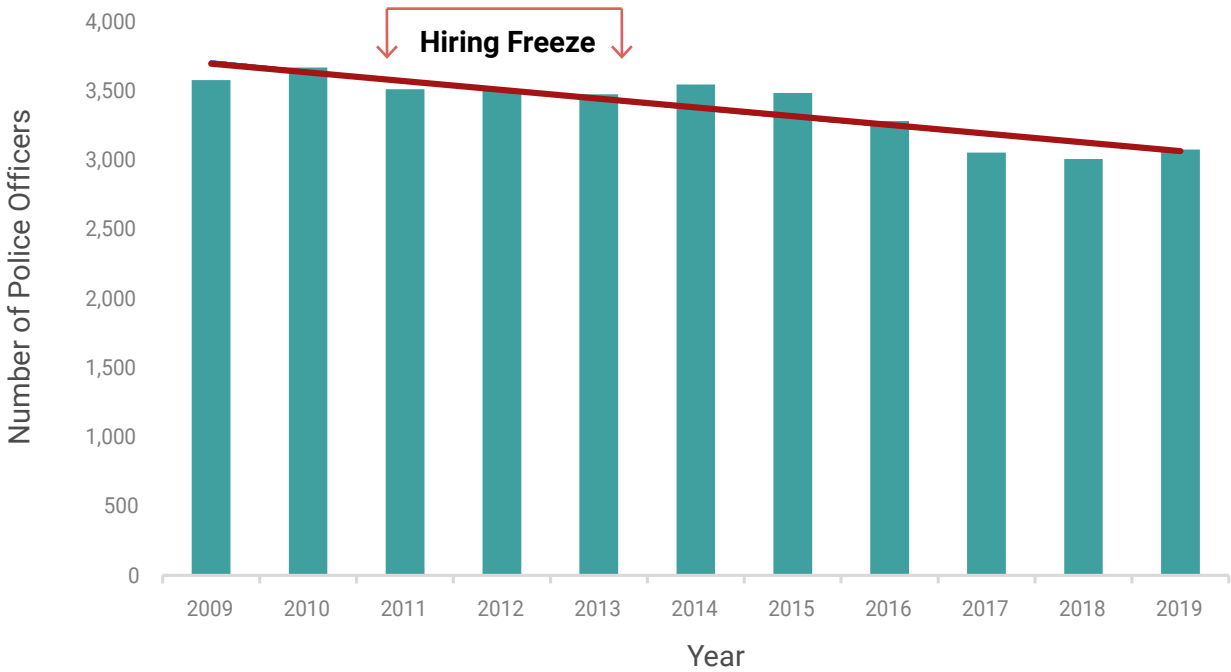
Number of Police Officers, 2009-2019

Since 2014, Dallas' police force has been steadily **shrinking**.

Failing pension plans and low pay are the main contributors to why the city cannot keep its officers.

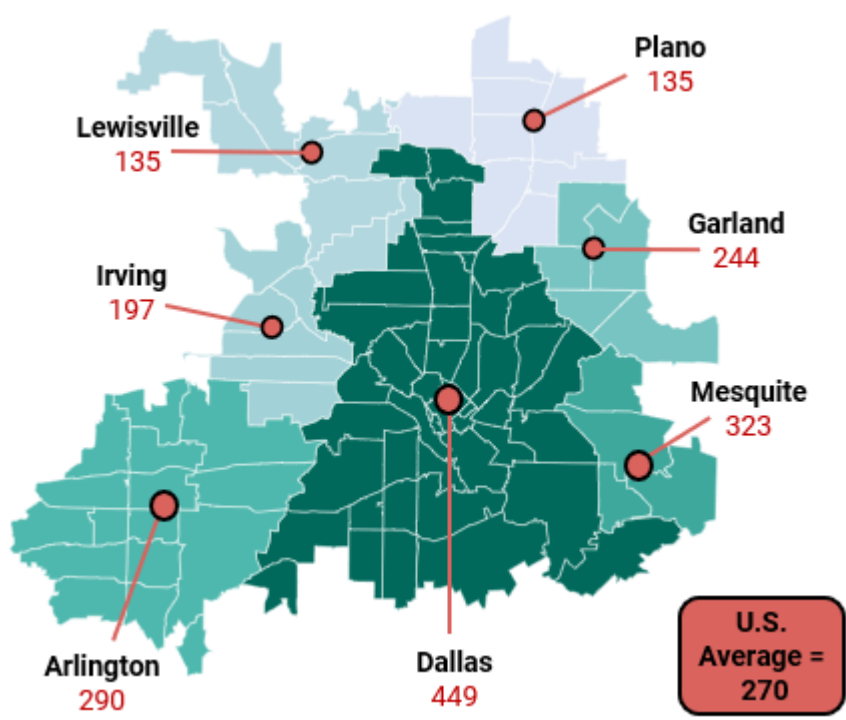
As a result, the ratio of police officers to residents has been **negatively** impacted.

As of 2019, there are **2 officers per every 1,000 residents**.



How Dallas' Crime Rate Compares To...

Neighboring Cities



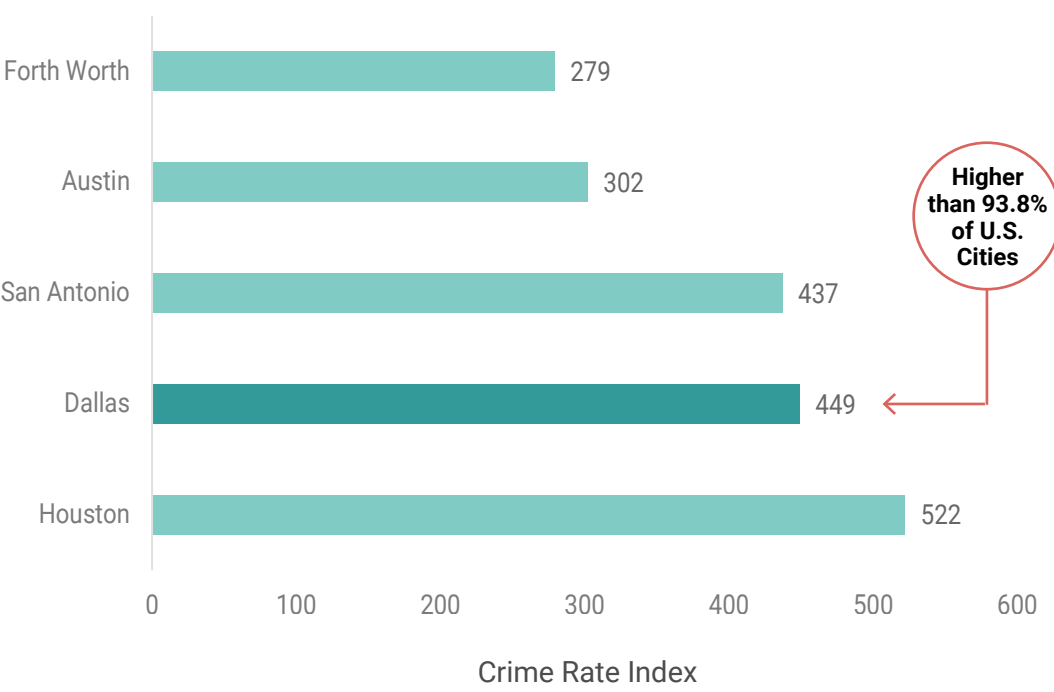
Dallas' crime rate index* is **twice** as high as 3 of the 6 surrounding cities.

Property crimes are the most common type of crime in all 6 surrounding cities, and violent crimes have been steadily declining in these cities over the past 10 years.

The opposite is true for Dallas.

* Crime rate index is calculated by dividing the number of reported crimes by the total population. The result is then multiplied by 100,000.

Other Major Texas Cities



The most populous city in the state, Houston, ranks first for the highest crime rate amongst major cities in Texas.

Houston's crime rate is higher than 96.4% of U.S. cities.

Dallas has half the population as Houston, yet behind Houston by only **3%** in crime rates.

For up-to-date crime activity and alerts in your neighborhood, visit www.communitycrimemap.com